

# Mangalam Engineering Projects Limited

**Regd Office :**

101C, Kundan House, Ground Floor,  
Harinagar Ashram, Mathura Road,  
New Delhi-110 014

CIN No. L74899DL1984PLC017356

Mail id : info@mangalamengineering.com

**Corp. Office :**

16, Hare Street, 2nd Floor  
Kolkata - 700 001

Phone : 033-22482391

E-mail : info@contransys.com

Website : www.mangalamengineering.com

07/04/2016

The Assistant General Manager,  
Department of Corporate Services,  
Metropolitan Stock Exchange of India Limited,  
Vibgyour Tower, 4<sup>th</sup> Floor, Plot No C-62, Block-G  
Bandra Kurla Complex, Bandra(East)  
Mumbai-401 098

Dear Sirs,

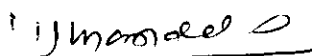
Sub: Shareholding pattern under clause 31 of SEBI (Listing Regulations) 2015 for the quarter ended 31/03/2016

Enclosed please find a copy of the captioned shareholding pattern for your record.

Thanking you,

Yours faithfully,  
Thanking you,

Yours faithfully,  
For Mangalam Engineering Projects Limited



Nawal Khandelwal  
Director

Encl- As above

**Format of holding of specified securities**

1. Name of Listed Entity: MANGALAM ENGINEERING PROJECTS LTD. (CIN:L74899DL1984PLC017356)
2. Scrip Code - Name of Scrip -, Class of Security Equity
3. Share Holding Pattern Filed under : Reg. 31(1)(a)/Reg. 31(1)(b)/Reg. 31(1)(c)
  - a. If under 31 (1)(b) then indicate the report for Quarter ending: 31/03/2016
  - b. If under 31(1)(c) then indicate date of allotment/extinguishment

4. Declaration : The Listed entity is required to submit the following declaration to the extent of submission of information:-

Particulars	Yes*	No*
1 Whether the Listed Entity has issued any partly paid up shares?		No
2 Whether the Listed Entity has issued any Convertible Securities or Warrants?		No
3 Whether the Listed Entity has any shares against which depository receipts are issued?		No
4 Whether the Listed Entity has any shares in Locked-in?		No
5 Whether any shares held by promoters are pledge or otherwise encumbered?		No

\* If the Listed Entity selects the option 'No' for the questions above, the column for the partly paid up shares, Outstanding Convertible Securities/Warrants, depository receipts, locked-in shares, No of shares pledged or otherwise encumbered by promoters, as applicable, shall not be displayed at the time of dissemination on the Stock Exchange website. Also wherever there is 'No' declared by Listed Entity in above table the values will be considered as 'Zero' by default on submission of the format of holding of specified securities.

5. The tabular format for disclosure of holding of specified securities is as follows:-






Table 1 - Summary Statement holding of specified securities as on 31/03/2016

Category of shareholder (I)	Nos. of shares (II)	Nos. of fully paid up equity shares held (IV)	Nos. of Partly paid-up equity shares held (V)	Nos. of shares underlying Depository Receipts (VI)	Total nos. shares held (VII)=(IV)+(V)+(VI)	Shareholding as a % of total no. of shares (calculated as per SCRR, 1957) As a % of (A+B+C2) (VIII)	Number of Voting Rights held in each class of securities (IX)			No of shares convertible (including Warrants) (X)	Shareholding as a % assuming full conversion of convertible securities (as a percentage of diluted share capital) (XI)=(VII)+(X) As a % of (A+B+C2) (XII)	Number of Locked in shares (XIII)		Number of shares pledged or otherwise encumbered (XIV)		Number of dematerialized shares held in form (XV)
							Class eq. x	No of Voting Rights Class eq. y	Total			Total as a % of (A+B+C) (X)	As a % of total shares held (b)	As a % of total shares held (b)		
(A) Promoter & group	5	608350	0	0	608350	49.6612	608350	0	608350	49.6612	0	0	0	0	608350	
(B) Public	370	616650	0	0	616650	50.3388	616650	0	616650	50.3388	0	0.0000	NA	0	0	
(C) Non Promoter - Non Public						NA							NA			
(C1) Shares underlying DRs													NA			
(C2) Shares held by Employee Trusts																
Total	375	1225000	0	0	1225000	100.0000	1225000	0	1225000	100.0000	0	0	0	0	608350	

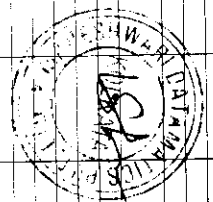


(1)	(2)	(3)	(4)	Number of Voting Rights held in each class of securities (IX)			Shareholding as a % of convertible securities (as a percentage of diluted share capital) (XI)=(VII)+(X) As a % of (A+B+C2)	Number of Locked in shares (XII)	Number of shares pledged or otherwise encumbered (XIII)	Number of equity shares held in dematerialized form (XIV)
				No of Voting Rights	Class X	Class Y				
(a)	(b)	(c)	(d)	(e)	(f)	(g)	(h)	(i)	(j)	
Indian Individuals/Hindu undivided Family	3	247400	0	247400	0	247400	20.1959	0	0.0000	247400
PRADIP KUMAR DAGA	1	135000	0	135000	0	135000	11.0204	0	0.0000	135000
ASHA DEVI DAGA	1	92400	0	92400	0	92400	7.5429	0	0.0000	92400
YASHWANT KUMAR DAGA (Central Government/State Government(s))	1	20000	0	20000	0	20000	1.6327	0	0.0000	20000
Financial Institutions/Banks										
Any Other (specify)										
Bodies Corporate	2	360950	0	360950	0	360950	29.4653	0	0.0000	360950
CONTRANSYS PRIVATE LIMITED	1	300950	0	300950	0	300950	24.5673	0	0.0000	300950
JALPAIGURI HOLDINGS PRIVATE LIMITED	1	60000	0	60000	0	60000	4.8980	0	0.0000	60000
Sub Total	5	608350	0	608350	0	608350	49.6612	0	0.0000	608350
Foreign Individuals (Non Resident Individuals/Foreign Individuals)										
Government										
Institutions										
Foreign Portfolio Investor										
Any Other (specify)										
Sub Total	0	0	0	0	0	0	0.0000	0	0.0000	0
Total Shareholding of Promoter and Promoter Group (A)=(I)+(A)(2)	5	608350	0	608350	0	608350	49.6612	0	0.0000	608350



MANGALAM ENGINEERING PROJECTS LTD  
Table III - Statement Showing shareholding pattern of the Public shareholder as on 31/03/2016

(1) Category & Name of the Shareholders (I)	PAN (II)	Nos. of sharehold ers (III)	No. of fully paid up equity shares held (IV)	Partly paid-up equity shares held (V)	Nos. of shares of Depository Receipts held (VI)	Total nos. shares held (VII)=(IV)+(V)+(VI)	Shareholding % as per SCRR, 1957) As a % of (A+B+C2) (VIII)	Number of Voting Rights held in each class of securities (X)		Total as a % of Total Voting Rights (X)	No. of Underlying convertible securities (including Warrants) (XI)	Shareholding as a % assuming full conversion of convertible securities (as a percentage of diluted share capital) (XI)=(VII)+(X)	Number of Locked in shares (XII)	Number of shares pledged or otherwise encumbered (XIII)	As a % of total equity shares held in dematerialized form (XIV)
								Class x	Class y Total						
(a) Institutions Mutual Funds / UTI															
(b) Venture Capital Funds															
(c) Alternate Investment Funds															
(d) Foreign Venture Capital Investors															
(e) Foreign Portfolio Investors															
(f) Financial Institutions / Banks															
(g) Insurance Companies															
(h) Provident Funds / Pension Funds															
(i) Any Other (specify)															
Sub Total		0	0	0	0	0	0.0000	0	0	0.0000	0	0.0000	0	0.0000	NA
(2) Central Government / State Government(s) / President of India															
(3) Non-institutions Individuals-															
1. Individual shareholders holding nominal share capital upto Rs.2 lakhs		342	250300	0	0	250300	20.4327	250300	0	250300	20.4327	0	0.0000	NA	0
MURARILAL JALAN		1	15000	0	0	15000	1.2245	15000	0	15000	1.2245	0	0.0000	NA	0
DAMAAYANTI JHUNJHUNWALA		1	15000	0	0	15000	1.2245	15000	0	15000	1.2245	0	0.0000	NA	0
SANTOSH SHARMA		1	15000	0	0	15000	1.2245	15000	0	15000	1.2245	0	0.0000	NA	0
RAJENDRA PRASAD AGARWAL		1	15000	0	0	15000	1.2245	15000	0	15000	1.2245	0	0.0000	NA	0
SUMIT BAJAJ		1	15000	0	0	15000	1.2245	15000	0	15000	1.2245	0	0.0000	NA	0
PAJ KR DUJARI		1	12730	0	0	12730	1.0392	12730	0	12730	1.0392	0	0.0000	NA	0
ii. Individual shareholders holding nominal share capital in excess of Rs.2 lakhs		3	80550	0	0	80550	6.5755	80550	0	80550	6.5755	0	0.0000	NA	0
ANKIT SARAOGI		1	30050	0	0	30050	2.4531	30050	0	30050	2.4531	0	0.0000	NA	0
CERRY SARAOGI (MINOR)		1	30000	0	0	30000	2.4490	30000	0	30000	2.4490	0	0.0000	NA	0
SATYABHAMA KHEMIKA		1	20500	0	0	20500	1.6735	20500	0	20500	1.6735	0	0.0000	NA	0
(b) NBFCS registered with RBI															
(c) Employee Trusts															



(d)	Category & Name of the Shareholders (I)	PAN (II)	Nos. of shares held (III)	No. of fully paid up equity shares held (IV)	Partly paid-up equity shares held (V)	Nos. of shares Depository Receipts (VI)	Total nos. shares held (VII)=(IV)+(V)+(VI)	Shareholding % as per SCRR, 1957 As a % of (A+B+C2) (VIII)	Number of Voting Rights held in each class of securities (IX)			Total as a % of Total Voting rights (X)	No. of Underlying convertible securities (including Warrants) (XI)	Shareholding as a % assuming full conversion of convertible securities (as a percentage of diluted share capital) (X)=(VII)+(XI) As a % of (A+B+C2)	Number of Locked in shares (XII)	As a % of total shares held (b) (a)	No. of (Not held applica ble) (a)	No. of (Not held applica ble) (b) (a)	Number of shares pledged or otherwise encumbered (XIII)	As a % of total equity shares held in dematerialized form (XIV)
									Class x	Class y	Total									
(e)	Bodies Corporate		25	285800	0	0	285800	23.3306	285800	0	285800	23.3306	0	23.3306	0	0.0000	NA	NA	0	0
	TEKMEK TRADING CO. PVT. LTD.		1	56450	0	0	56450	4.6082	56450	0	56450	4.6082	0	4.6082	0	0.0000	NA	NA	0	0
	SHARHANG COMMERCIAL CO. PVT. LTD.		1	32240	0	0	32240	2.6318	32240	0	32240	2.6318	0	2.6318	0	0.0000	NA	NA	0	0
	MAANOR INVESTMENTS PVT. LTD.		1	32240	0	0	32240	2.6318	32240	0	32240	2.6318	0	2.6318	0	0.0000	NA	NA	0	0
	CHEFALL VINIYOG PVT. LTD.		1	32240	0	0	32240	2.6318	32240	0	32240	2.6318	0	2.6318	0	0.0000	NA	NA	0	0
	ELLENBARRIE TOWERS LIMITED		1	32240	0	0	32240	2.6318	32240	0	32240	2.6318	0	2.6318	0	0.0000	NA	NA	0	0
	GARIMA MERCANTILES PVT. LTD.		1	32240	0	0	32240	2.6318	32240	0	32240	2.6318	0	2.6318	0	0.0000	NA	NA	0	0
	MANUSHREE TRADING & FINANCE CO. PVT. LTD.		1	27350	0	0	27350	2.2327	27350	0	27350	2.2327	0	2.2327	0	0.0000	NA	NA	0	0
	CANDID COMMERCIAL LTD.		1	23050	0	0	23050	1.8816	23050	0	23050	1.8816	0	1.8816	0	0.0000	NA	NA	0	0
	Sub Total		370	616650	0	0	616650	50.3388	616650	0	616650	50.3388	0	50.3388	0	0.0000	NA	NA	0	0
	Total Public Shareholding (B)=(B)(1)+(B)(2)+(B)(3)		370	616650	0	0	616650	50.3388	616650	0	616650	50.3388	0	50.3388	0	0.0000	NA	NA	0	0

(1) Category & Name of the Shareholders (I) Custodian / DR Holder	(II) PAN	(III) No of sharehold ers	(IV) No. of fully paid up equity shares held	(V) Partly paid-up equity shares held	(VI) Nos. of Shares underlying Depository Receipts	(VII) Total nos. share held (A)+(V)+(VI)	(VIII) As a % of (A+B+C2)	Number of Voting Rights held in each class of securities (IX) No of Voting Rights			(X) Total Shareholding as a % assuming full conversion of convertible securities (as a percentage of diluted share capital) (XI)=(VII)+(X)	(a) No. of shares	(b) Number of Locked in shares (XII)	(c) Number of shares pledged or otherwise encumbered (XIII)	(d) As a % of total share	(e) Number of equity shares held in dematerialized form (XIV)
								Class x	Class y	Total						
(2) Employee Benefit Trust (under SEBI (Share based Employee Benefit) Regulations, 2014)								0	0	0	0	0	0	0	0	0
<b>Total Non Promoter - Non Public Shareholding (C)=(C1)+(C2)</b>																
		0	0	0	0	0	0.0000	0	0	0	0.0000	0	0	0	0.0000	0



MANGALAM ENGINEERING PROJECTS LTD.				
Distribution Schedule as on 31/03/2016				
Share Holding	No of Holders	% age	No of Shares	% age
Upto 50	10	2.6667	220	0.0180
51 to 100	64	17.0667	6400	0.5224
101 to 150	13	3.4667	1950	0.1592
151 to 250	63	16.8000	13400	1.0939
251 to 500	177	47.2000	69900	5.7061
501 to 5000	20	5.3333	38500	3.1429
Above 5000	28	7.4667	1094630	89.3576
Grand Total	375	100.0000	1225000	100.0000
Distribution Schedule as on 31/03/2016				
Share Holding	No of Holders	% age	No of Shares	% age
Upto 500	327	87.2000	91870	7.4996
501 to 1000	10	2.6667	8400	0.6857
1001 to 2000	4	1.0667	6500	0.5306
2001 to 3000	1	0.2667	3000	0.2449
3001 to 4000	3	0.8000	10600	0.8653
4001 to 5000	2	0.5333	10000	0.8163
5001 to 10000	6	1.6000	49950	4.0776
Above 10000	22	5.8667	1044680	85.2800
Grand Total	375	100.0000	1225000	100.0000
Distribution Schedule as on 31/03/2016				
Notional Value of (Rs.)	No of Holders	% age	Amount (Rs.)	% age
Upto 5000	327	87.2000	918700	7.4996
5001 to 10000	10	2.6667	84000	0.6857
10001 to 20000	4	1.0667	65000	0.5306
20001 to 30000	1	0.2667	30000	0.2449
30001 to 40000	3	0.8000	106000	0.8653
40001 to 50000	2	0.5333	100000	0.8163
50001 to 100000	6	1.6000	499500	4.0776
Above 100000	22	5.8667	10446800	85.2800
Grand Total	375	100.0000	12250000	100.0000





MANGALAM ENGINEERING PROJECTS LTD.  
Shareholding Summary as on 31/03/2016

Form	No of Records	No of Shares
PHYSICAL	370	616650
NSDL	3	247400
CDSL	2	360950
TOTAL	375	1225000

